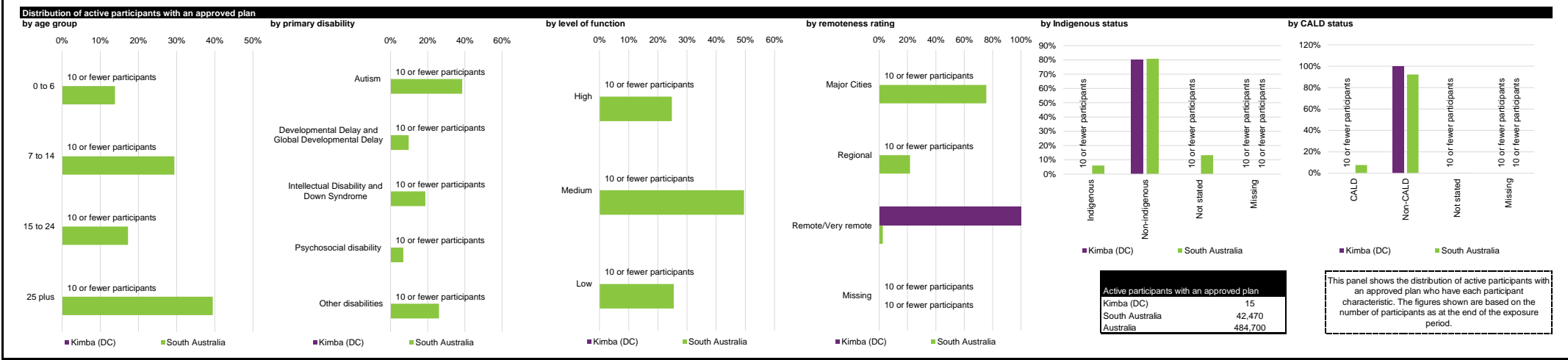


Participant Category Detailed Dashboard as at 31 December 2021 (exposure period: 1 April 2021 to 30 September 2021)

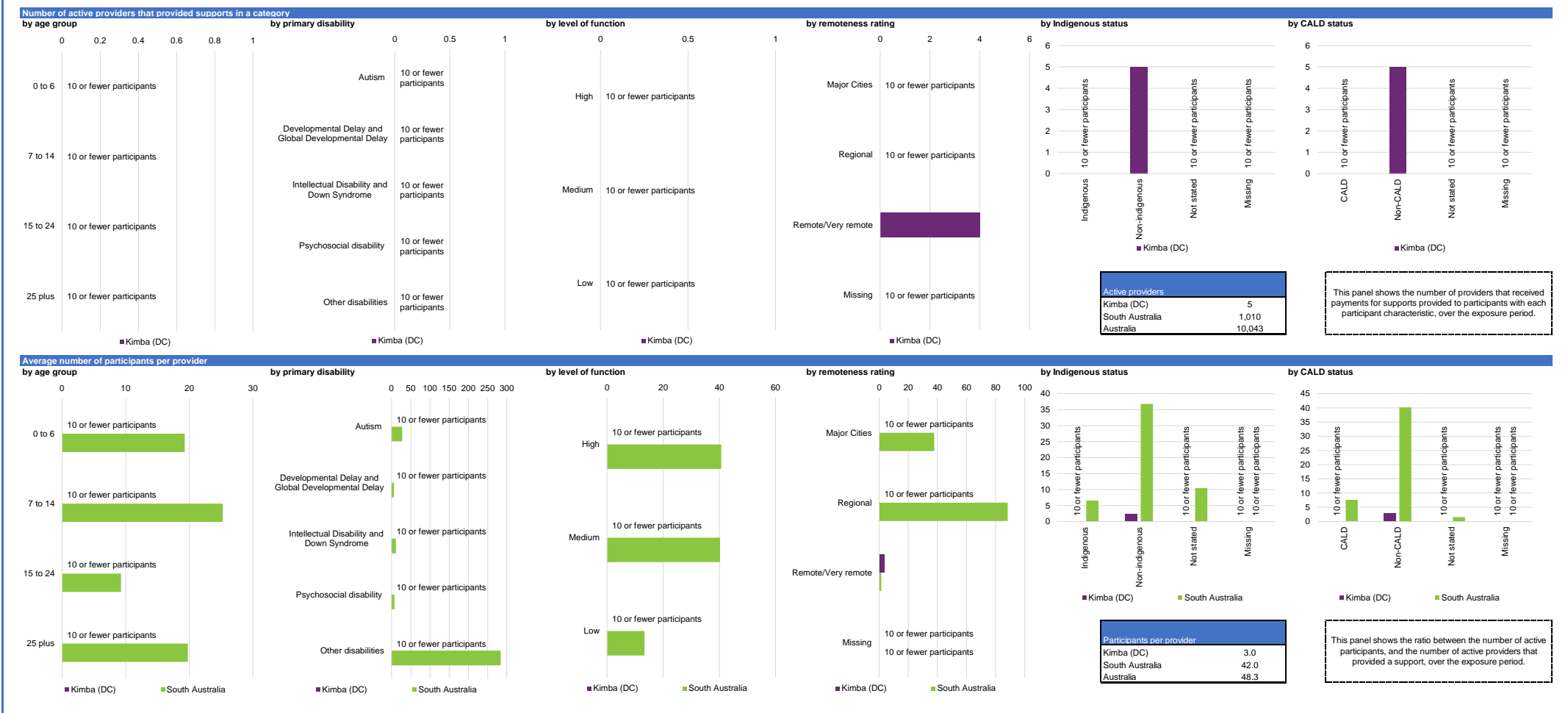
LGA: Kimba (DC) | Support Category: All | All Participants

Participant profile

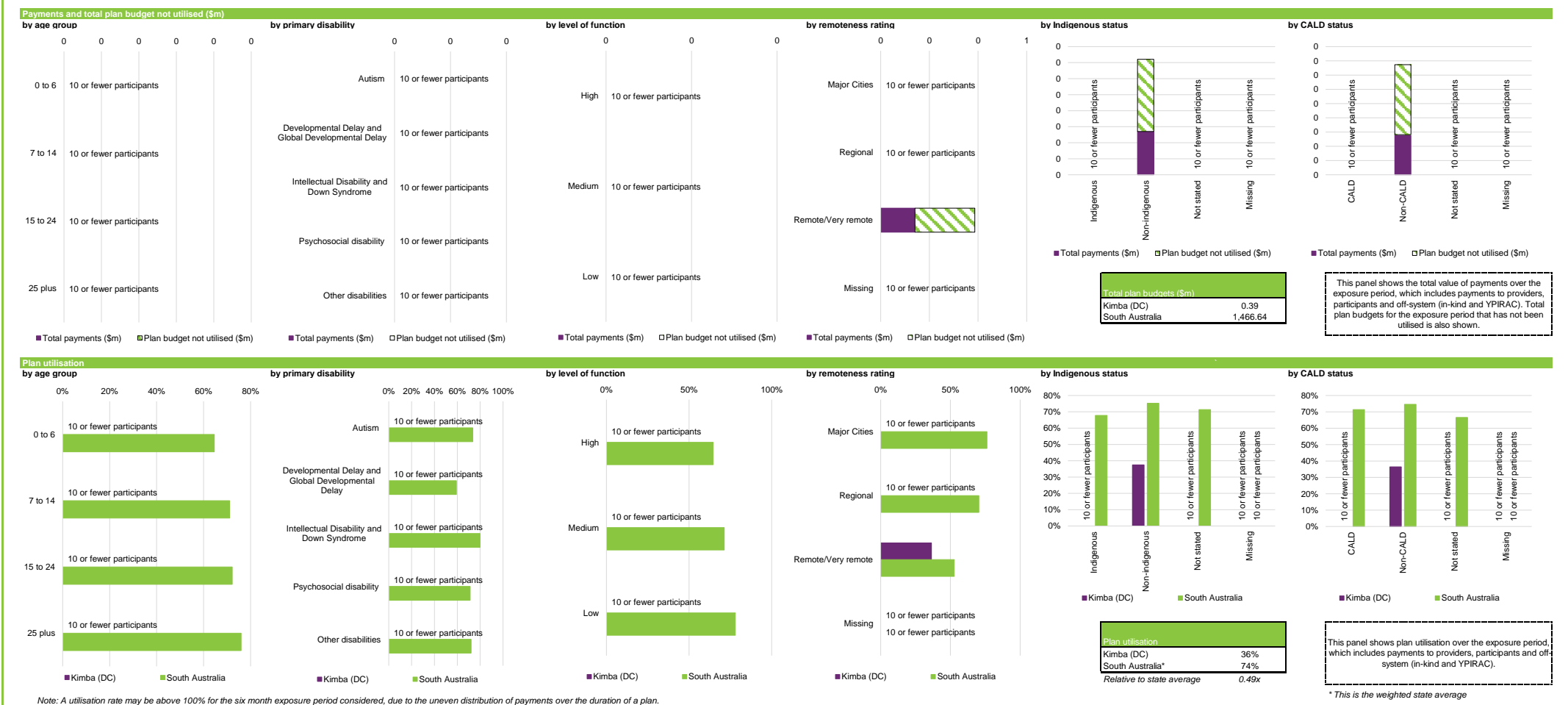
Please note that the data presented are based on only six months of data and not a full year.



Service provider indicators



Plan utilisation



Participant Category Detailed Dashboard as at 31 December 2021 (exposure period: 1 April 2021 to 30 September 2021)

LGA: Kimba (DC) | Support Category: All | All Participants

Outcomes framework



Support category summary

Support category	Active participants with approved plans	Active providers	Participants per provider	Total plan budgets (\$m)	Average plan budget (\$)	Payments (\$m)	Average payments (\$)	Utilisation	Outcomes indicator on choice and control	Has the NDIS helped with choice and control?
<b>Core</b>										
Consumables	13	1	13.0	0.0	736	0.0	630	86%	10 or fewer participants	10 or fewer participants
Daily Activities	10 or fewer participants	10 or fewer participants	10 or fewer participants	10 or fewer participants	10 or fewer participants	10 or fewer participants	10 or fewer participants	10 or fewer participants	10 or fewer participants	10 or fewer participants
Community	11	3	3.7	0.1	7,262	0.0	2,339	32%	10 or fewer participants	10 or fewer participants
Transport	10 or fewer participants	10 or fewer participants	10 or fewer participants	10 or fewer participants	10 or fewer participants	10 or fewer participants	10 or fewer participants	10 or fewer participants	10 or fewer participants	10 or fewer participants
<b>Core total</b>	<b>14</b>	<b>3</b>	<b>4.7</b>	<b>0.2</b>	<b>13,887</b>	<b>0.1</b>	<b>4,217</b>	<b>30%</b>	<b>10 or fewer participants</b>	<b>10 or fewer participants</b>
<b>Capacity Building</b>										
Choice and Control	10 or fewer participants	10 or fewer participants	10 or fewer participants	10 or fewer participants	10 or fewer participants	10 or fewer participants	10 or fewer participants	10 or fewer participants	10 or fewer participants	10 or fewer participants
Daily Activities	15	4	3.8	0.1	9,908	0.1	4,315	44%	10 or fewer participants	10 or fewer participants
Employment	10 or fewer participants	10 or fewer participants	10 or fewer participants	10 or fewer participants	10 or fewer participants	10 or fewer participants	10 or fewer participants	10 or fewer participants	10 or fewer participants	10 or fewer participants
Relationships	10 or fewer participants	10 or fewer participants	10 or fewer participants	10 or fewer participants	10 or fewer participants	10 or fewer participants	10 or fewer participants	10 or fewer participants	10 or fewer participants	10 or fewer participants
Social and Civic	10 or fewer participants	10 or fewer participants	10 or fewer participants	10 or fewer participants	10 or fewer participants	10 or fewer participants	10 or fewer participants	10 or fewer participants	10 or fewer participants	10 or fewer participants
Support Coordination	12	4	3.0	0.0	1,570	0.0	556	35%	10 or fewer participants	10 or fewer participants
<b>Capacity Building total</b>	<b>15</b>	<b>5</b>	<b>3.0</b>	<b>0.2</b>	<b>11,861</b>	<b>0.1</b>	<b>5,379</b>	<b>45%</b>	<b>10 or fewer participants</b>	<b>10 or fewer participants</b>
<b>Capital</b>										
Assistive Technology	10 or fewer participants	10 or fewer participants	10 or fewer participants	10 or fewer participants	10 or fewer participants	10 or fewer participants	10 or fewer participants	10 or fewer participants	10 or fewer participants	10 or fewer participants
Home Modifications	10 or fewer participants	10 or fewer participants	10 or fewer participants	10 or fewer participants	10 or fewer participants	10 or fewer participants	10 or fewer participants	10 or fewer participants	10 or fewer participants	10 or fewer participants
<b>Capital total</b>	<b>10 or fewer participants</b>	<b>10 or fewer participants</b>	<b>10 or fewer participants</b>	<b>10 or fewer participants</b>	<b>10 or fewer participants</b>	<b>10 or fewer participants</b>	<b>10 or fewer participants</b>	<b>10 or fewer participants</b>	<b>10 or fewer participants</b>	<b>10 or fewer participants</b>
<b>All support categories</b>	<b>15</b>	<b>5</b>	<b>3.0</b>	<b>0.4</b>	<b>25,786</b>	<b>0.1</b>	<b>9,390</b>	<b>36%</b>	<b>10 or fewer participants</b>	<b>10 or fewer participants</b>

Note: Only the major support categories are shown.

Note: The Capacity Building total includes Health and Wellbeing, Home Living and Lifelong Learning although these support categories are not shown.

Note: A utilisation rate may be above 100% for the six month exposure period considered, due to the uneven distribution of payments over the duration of a plan.

In addition, the utilisation rate for core supports may be above 100% due to fungibility which refers to the ability of participants to use their funding flexibly between different support types, albeit within certain limitation.

Indicator definitions	
Active participants with approved plans	Number of active participants who have an approved plan and reside in the LGA / have supports relating to the support category in their plan.
Active providers	Number of providers that received payments for supports provided to participants within the LGA / support category, over the exposure period.
Participants per provider	Ratio between the number of active participants and the number of active providers.
Total plan budgets	Value of supports committed in participant plans for the exposure period.
Payments	Value of all payments over the exposure period, including payments to providers, payments to participants and off-system payments (in-kind and Younger People In Residential Aged Care (YPIRAC)).
Utilisation	Ratio between payments and total plan budgets.
Outcomes indicator on choice and control	Proportion of participants who reported in their most recent outcomes survey that they choose who supports them.
Has the NDIS helped with choice and control?	Proportion of participants who reported in their most recent outcomes survey that the NDIS has helped with choice and control.